

S

W

E

W

E

E

S


S



COLORTEK®

DESERT SPIRIT

DUNES DESERT SPIRIT





101 - Gypsum Base White



106 - White Marble Base White



102 - Sand Base White




107 - Chert Base White




103 - Crystal Base White



108 - Zeolite Base White



104 - Quartz Base White




109 - Sandstone Base White




105 - Minerals Base 166-1



110 - Jasper Base 166-1



111 - Soil Base 172-3



112 - Citrine Base 166-1








113 - Moon Stones Base White



118 - Thar Base White



114 - Barite Base White




119 - Desert Base White




115 - Gobi Base White




120 - Sahara Base White




116 - Pumice Base 200-1




121 - Limestone Base 200-1




117 - Clay Base 200-1




122 - Silt Base 172-3



123 - Fossils Base 172-3



124 - Diamonds Base 172-3



125 - Mist Base White



130 - Vapor Base White



126 - Neutral Base White



131 - Cloud Base White



127 - Urban Base White




132 - Mudstone Base White




128 - Phyllite Base White



133 - Nature Base White



129 - Storm Base White



134 - Tree Base 159-3



135 - Canvas Base 159-3



138 - Reflections Base White



136 - Dust Base 165-4



139 - Powder Base 160-5



137 - Terre Base 161-4



140 - Raw Base 161-5

NEES



141 - Flint Base White




146 - Pigments Base White




142 - Diabase Base White




147 - Mica Base 134-1




143 - Chalk Base White




148 - Ashes Base 134-1



144 - Rhyolite Base White



149 - Basalt Base 139-2



145 - Shale Base White



150 - Anthracite Base 141-4



151 - Coal Base 140-4



152 - Taconite Base 133-4



153 - Deep Sea Base Black 10



154 - Kyanite Base 137-5



155 - Fiber Base White



160 - Mohair Base White



156 - Variscite Base White




161 - Sapphire Base White




157 - Water Drop Base 26-2



162 - Sky Base White




158 - Turquoise Base 28-3



163 - Blue Beryl Base White



159 - Prehnite Base 28-3



164 - Sodalite Base White



165 - Emerald Base White



170 - Wavelite Base White



166 - Peridote Base White



171 - Seprentine Base 146-2



167 - Jade Base White




172 - Fluorite Base 146-2




168 - Verdite Base White



173 - Green Opal Base White



169 - Diopside Base White



174 - Gaia Base 54-4



175 - Smooth Base White



178 - Mint Base 145-4



176 - Landscape Base 147-2



179 - Sage Base 147-6



177 - Polished Base 148-1



180 - Neon Base 138-6

NEES







181 - Pink Opal Base 113-3



182 - Rose Quartz Base white



183 - Translucent Base white



188 - Dunes Base white



184 - Organic Base white




189 - Sandy Base white




185 - Loam Base white




190 - Stonewashed Base white




186 - Peat Soil Base 186-2



191 - Woods Base 162-2



187 - Lava Base 186-2




192 - Rust Base 198-2




Standard Effect Finish

Effect With Protective Finish




193 - Terracotta Base 105-6




193 - Terracotta Base 105-6

Decorator Varnish Flat




194 - Argile Base 190-6




194 - Argile Base 190-6

Decorator Varnish Satin




195 - Plum Base 127-6




195 - Plum Base 127-6

Decorator Varnish Gloss



196 - Smoke Base Black 10



196 - Smoke Base Black 10

PL1 LOW GLOSS

Dunes®

Description

Dunes® is a decorative paint effect inspired by the expanse of the desert. Its texture and finish are ideally suited to create interiors with an innovative fusion of ethnic tradition and stylish decor.

Technical Name

Polychromatic finish effect.

Key Properties

- Water Based
- Soft Texture
- Odorless
- 7 attractive base colors (BL-200, RG-201, NR-202, JN-203, VR-204, BLE-205, VL-206).
- Very low VOC content in compliance with:
 - EU directive 2010/79/EU
 - French decree No: 2011-321

Pack Size

- 1 US Quart (0.8kg)
- 1 US Gallon (3.2kg)
- 1 US Drum (16 kg)

Recommended Uses

Internal application.

Type of Substrate

Plaster, embossed wall coverings, gypsum board, concrete, cement rendering, brickwork and block work.

Finish

Fine textured finish

Coverage

Approximately 6 - 7 m²/kg/coat - 2 coats required.

Drying Time

Touch-dry in 1/2 hours based on ASTM D 1640

Thinner

5% water

Surface Preparation

All surfaces must be cured, clean, dry, and free from dirt, dust, rust, stains, grease, oil, mildew, wax, efflorescence, bond-breakers and other contaminants. Remove all loose, peeling, or chalky parts. Repair all cracks, holes, and other surface imperfections with a suitable patching material. Repaired surfaces should then be sanded smooth, dusted clean, and primed with the appropriate Colortek primer.

Instructions

- Apply two coats of Co-Acryl® tinted to the same color as Dunes® (if needed) on the properly primed and cleaned surface.
- Apply Dunes® with a spray gun (HVLP) equipped with an upper tank and 1.8mm diameter nozzle, pressurized to 2.4 atmospheres, at a distance of 15-30 cm from the surface.
- Apply the first coat, working in a horizontal direction and let the surface dry for approximately 6 to 8 hours based on existing temperature and humidity site conditions. Apply a second coat working in a vertical direction to achieve an even coverage of the surface.

EN

- For protection, apply 2 coats of Colortek® 4005 varnish diluted 50% with water (available in Flat, Satin or Gloss) or with Colortek® PU PL1.
- **Do not apply at temperature below 5°C or when rain is expected.**

Cleaning

Remove as much product as possible from application equipment before cleaning. Clean equipment immediately after use with warm soapy water & rinse thoroughly. **Do not empty product into drains or watercourses.**

Additional Info

Product batches are tested using a quality control system and are ISO9001: 2008 certified.

Transportation and Storage

Care should be taken to avoid spillage. Protect from frost and humidity.

Coding System

Color Reference ——— Base Color
165 - Emerald Base White
Color Name



FR

Description

Dunes® est une peinture decorative inspirée par l'étendue du désert. Sa finition texturée est idéale pour créer des espaces intérieurs où la tradition ethnique fusionne harmonieusement avec les couleurs élégantes et modernes.

Nom Technique

Finition polychromatique.

Propriétés

- Produit en base eau
- Texture Douce
- Inodore
- 7 couleurs de base attractives (BL-200, RG-201, NR-202, JN-203, VR-204, BLE-205, VL-206).
- Faible Teneur en COV conformément aux:
 - Directive EU directive 2010/79/EU
 - Décret Français No: 2011-321

Usage Recommandé

Application en intérieur.

Types de Support:

Enduit, ciment, plâtre et plaque de plâtre, anciennes peintures, usuelles absorbantes, etc.

Préparation du Support:

Le support doit être dur, propre, sain, sec, cohésif et libre de toute matière telle que salpêtre, mousse, lichen ou autres microorganismes pouvant empêcher l'adhérence du produit sur le support. Réparer toutes les fissures et les trous ou autres imperfections dans la surface avec un enduit approprié. Les surfaces réparées doivent être abrasées, nettoyées et apprêtées avec le Colortek Primer approprié.

Instructions:

- Appliquer 2 couches de Co-Acryl® teinte similaire à Dunes® (si nécessaire) sur la

surface bien préparée et bien nettoyée.

- Appliquer Dunes® avec un pistolet de peinture (HVLP) équipé d'un réservoir supérieur et d'une buse de 1.8mm de diamètre. L'application doit être faite à pression de 2.4 atmosphères, et à une distance de 15-30 cm de la surface.
 - Appliquer la première couche horizontalement et laisser la surface sécher pour 6 à 8 heures basé sur les conditions existantes de température et d'humidité du site.
 - Appliquer une second couche verticalement pour obtenir une couverture uniforme de la surface.
- Pour protecton, appliquer 2 couches de Colortek® 4005 Varnish diluer à 50% d'eau (disponible en Flat, Satin ou Gloss) ou bien avec Colortek® PU PL1.

Ne pas appliquer à une température ambiante inférieure à 5°C ou par temps pluvieux

ES

Descripción

Dunes® es un efecto de pintura decorativa inspirado en la vastedad del desierto. Su textura y acabado son ideales para crear interiores con una fusión innovadora de tradición étnica y decoración elegante.

Nombre Técnico

Acabado con efecto policromático.

Propiedades Clave:

- Base agua
- Textura suave
- Sin olor
- 7 colores base atractivos (BL-200, RG-201, NR-202, JN-203, VR-204, BLE-205, VL-206).
- Muy bajo contenido de VOC en cumplimiento con:
 - Directiva de la EU 2010/79/EU
 - Decreto Francés No: 2011-321

Cobertura

Aproximadamente 6 - 7 m²/kg/capa - Requiere 2 capas

Tiempo de secado

Seco al tacto en 1/2 hora con base en ASTM D 1640

Preparación de la superficie:

Todas las superficies deben estar curadas, limpias, secas y libres de suciedad, polvo, óxido, manchas, grasa, aceite, moho, cera, eflorescencia, agentes desmoldantes y otros contaminantes. Retirar todas las partes sueltas, descascaradas o calcáreas. Reparar todas las grietas, agujeros y otras imperfecciones de la superficie con un material adecuado. Las superficies reparadas deben lijarse suavemente, limpiarse y imprimarse con el primer adecuado de Colortek.

Instrucciones:

- Aplicar dos capas de Co-Acryl® tintado al mismo color que Dunes® (si es necesario) en la superficie previamente imprimada y limpia.
- Aplicar Dunes® con una pistola para pintura (HVLP) equipada con un depósito

superior y una boquilla de 1.8 mm de diámetro, presurizada a 2,4 atmósferas, a una distancia de 15-30 cm de la superficie.

- Aplicar la primera capa trabajando en dirección horizontal y deja secar la superficie durante aproximadamente 6 a 8 horas según las condiciones de temperatura y humedad existentes en el lugar. Aplicar una segunda capa trabajando en dirección vertical para lograr una cobertura uniforme de la superficie.
- Para protección, aplicar 2 capas de barniz Colortek® 4005 diluido al 50% con agua (disponible en Mate, Satinado o Brillante) o con Colortek® PU PL1.

No aplicar a temperaturas inferiores a 5 °C o cuando se espere lluvia.

RO

Dunes® este un efect decorativ de vopsea inspirat de vastitatea deșertului. Textura și finisajul său sunt ideale pentru a crea interioare cu o fuziune inovatoare între tradiția etnică și un decor elegant.

Proprietăți Cheie:

- Pe bază de apă
- Textură moale
- Fără miros
- 7 culori de bază atractive (BL-200, RG-201, NR-202, JN-203, VR-204, BLE-205, VL-206).
- Conținut foarte redus de COV în conformitate cu:
 - Directiva UE 2010/79/EU
 - Decretul francez nr. 2011-321

Pregătirea Suprafeței:

Toate suprafețele trebuie să fie întărite, curate, uscate și lipsite de murdărie, praf, rugină, pete de grăsime, ulei, mușchi, ceară, eflorescențe, substanțe de separare și alți contaminanți. Îndepărtați toate părțile desprinse, decojite sau cretoase. Reparați toate crăpăturile, găurile și alte imperfecțiuni ale suprafeței cu un material adecvat pentru umplere. Suprafețele reparate trebuie apoi șlefuite fin, curățate de praf și grunduite cu un grund Colortek corespunzător.

Instrucțiuni:

- Aplicați două straturi de Co-Acryl® nuanțat în aceeași culoare ca Dunes® (dacă este necesar) pe suprafața corespunzător grunduită și curățată.
 - Aplicați Dunes® cu un pistol de pulverizare (HVLP) echipat cu un rezervor superior și o duză cu diametrul de 1.8 mm, presurizat la 2,4 atmosfere, la 15-30 cm de suprafață.
 - Aplicați primul strat, lucrând în direcție orizontală, și lăsați suprafața să se usuce aproximativ 6 până la 8 ore, în funcție de condițiile de temperatură și umiditate existente la fața locului.
 - Aplicați al doilea strat, lucrând în direcție verticală, pentru a obține o acoperire uniformă a suprafeței.
 - Pentru protecție, aplicați 2 straturi de lac Colortek® 4005 diluat 50% cu apă (disponibil în variantele Mat, Satinat sau Lucios) sau cu Colortek® PU.
- Nu aplicați la temperaturi sub 5°C sau dacă se prevede ploaie.**

Securitate

Se utilizează în mediu bine ventilat. Nu respirați sau inhalați vopsea provenită din pulverizare sau slefuire. Evitați contactul cu pielea. În cazul în care produsul ajunge pe piele, trebuie imediat îndepărtat cu apă și săpun. În cazul contactului cu ochii, este necesară clătirea imediată cu apă timp de cel puțin 15 minute și apelati apoi la un medic. În caz de dificultate de respirație parasiti incinta pentru a ajunge la aer curat. Dacă dificultatea persista, apelati imediat la un medic.

Dunes® çölün sonsuz derinliğinden ilham alan dekoratif bir boya kaplamasıdır. Dokusu ve kaplaması ile geleneksel ve yenilikçi yaklaşımla şık iç mekanlar yaratmak için idealdir.

Teknik Ad

- Çok renkli bitiş efekti.
- Anahtar Özellikler:
- Su Bazlı
 - Yumuşak Doku
 - Kokusuz
 - 7 çekici temel renk (BL-200, RG-201, NR-202, JN-203, VR-204, BLE-205, VL-206).
 - Aşağıdakilerle uyumlu olarak çok düşük VOC içerir:
 - AB direktifi 2010/79/EU
 - Fransız kararnamesi No: 2011-321

Yüzey Hazırlığı

Tüm yüzeyler kürlenmiş, temiz, kuru olmalı ve kir, toz, pas, leke, gres, yağ, küf, balmumu, çiçeklenme, bağ kırıcılar ve diğer kirlenmelerden arındırılmış olmalıdır. Gevşek, soyulmuş veya pul pul dökülen tüm parçaları temizleyin. Tüm çatlakları, delikleri ve diğer yüzey kusurlarını uygun bir yama malzemesiyle onarın. Onarılan yüzeyler daha sonra pürüzsüz bir şekilde zımparalanmalı, tozu güzelce temizlenmeli ve uygun Colortek astar ile astarlanmalıdır.

RU

Dunes® - это декоративная краска, вдохновленная просторами пустыни. Её текстура и отделка идеально подходят для создания интерьеров с инновационным слиянием этнических традиций и стильного декора.

Ключевые свойства

- На водной основе
- Мягкая текстура
- Без запаха
- 7 привлекательных базовых цветов (BL-200, RG-201, NR-202, JN-203, VR-204, BLE-205, VL-206).
- Очень низкое содержание летучих органических соединений в соответствии с требованиями:
 - Директива ЕС 2010/79/EU
 - Французская директива №: 2011-321

Подготовка поверхности:

Все поверхности должны быть твердыми, чистыми, сухими и очищенными от грязи, пыли, ржавчины, пятен, жира, масла, плесени, воска, налета, разрушителей

связей и других загрязнений. Удалите все отслаивающиеся, шелушащиеся или меловые части. Заделайте все трещины, отверстия и другие дефекты поверхности с помощью подходящего материала. Отремонтированные поверхности следует отшлифовать, очистить от пыли и загрунтовать соответствующей грунтовкой Colortek.

HI

विवरण

ड्यून्स एक सजावटी पेंट प्रभाव है जो रेगिस्तान की विशालता से प्रेरित है। इसका बनावट और फिनिश इंटीरियर को पारंपरिक और आधुनिक सजावट के अभिनव सम्मिश्रण के साथ बनाने के लिए आदर्श है।

तकनीकी नाम

पोलीक्रोमैटिक फिनिश प्रभाव।

मुख्य गुण

- जल आधारित
- नरम बनावट
- गंधहीन
- 7 आकर्षक बेस रंग (BL-200, RG-201, NR-202, JN-203, VR-204, BLE-205, VL-206)।
- बहुत कम VOC सामग्री, निम्नलिखित के अनुपालन में:
 - EU निर्देश 2010/79/EU
 - फ्रेंच आदेश संख्या: 2011-321

पैक आकार

1 यूएस क्वार्ट (0-8 किलो) 1 यूएस गैलन (3.2 किलो) 1 यूएस ड्रम (16 किलो)

अनुशंसित उपयोग

आंतरिक आवेदन।

सतह की तैयारी

सभी सतहों को ठीक से इलाज किया जाना चाहिए, साफ, सूखा और गंदगी, धूल, जंग, दाग, तेल, तेल, फफूंदी, मोम, उभरा हुआ नमक, बॉन्ड-ब्रेकर और अन्य अशुद्धियों से मुक्त होना चाहिए। सभी ढीले, छीलने वाले या चाकलेट भागों को हटा दें। उपयुक्त पैचिंग सामग्री के साथ सभी दरारें, छेद और अन्य सतह दोषों की मरम्मत करें। मरम्मत की गई सतहों को तब चिकनी रेत, साफ ए लूल और उपयुक्त कोलर्टेक प्राइमर के साथ प्राइम किया जाना चाहिए।

निर्देश

साफ और प्राइम की गई सतह पर जरूरत पड़ने पर ड्यून्सो के समान रंग के साथ Co-Acryl® के दो कोट लगाएं। 15-30 सेमी की दूरी से ऊपरी टैंक और 1.8 मिमी व्यास नोजल के साथ HVLP स्प्रे गन से ड्यून्स® लगाएं, 2-4 वायुमंडल के दबाव में। पहला कोट लगाएं, क्षैतिज दिशा में काम करते हुए और सतह को 6 से 8 घंटे के लिए सूखने दें, मौजूदा तापमान और आर्द्रता की स्थिति के आधार पर। सतह को समान कवरेज प्राप्त करने के लिए दूसरे कोट को लंबवत दिशा में लगाएं। संरक्षण के लिए, कोलर्टेक® 4005 वार्निश के 2 कोट 50% पानी के साथ घोलकर लगाएं या कोलर्टेक® PU PL1 के साथ (NC सीलर के 3 कोट के साथ प्राइम किया और 320 ग्रिट सैंडिंग पेपर के साथ सैंड किया)। 5 ड्रिप्पी सेल्सियस से कम तापमान पर या जब बारिश होने की संभावना हो तो आवेदन न करें।



DUNES DESERT SPIRIT





COLORTEK®

TECHNOLOGY IN ALL ITS COLORS



www.colortek.eu
info@colortek.eu

  [colortekpaints](#)